

NATIONAL BLOOD TRANSFUSION SERVICE

ACVSB 8/1
1086

National Director:
H.H. GUNSON, DSc MD FRCP FRCP(Ed) FRC Path.

Deputy Director (Administration):
R.J. MOORE, PhD CEng MIM FIQA



THE NATIONAL DIRECTORATE
GATEWAY HOUSE
PICCADILLY SOUTH
MANCHESTER M60 7LP.

Tel:

GRO-C

Fax:

HHG/LB

30th October 1990

Dr. A. Rejman,
Senior Medical Officer,
Department of Health,
Eileen House,
80-94 Newington Causeway,
LONDON. SE1 6EF

Dear Andrej,

I enclose my report on Phase I of the multi-centre anti-HCV trial for the attention of ACVSB. You will note the circulation list below which includes some members of ACVSB.

Dr. H.L. Lloyd - Newcastle
Dr. R. Mitchell - Glasgow
Dr. M. Contreras - North London
Dr. P.P. Mortimer - PHLS
Dr. R.S. Tedder - London
Dr. E.A. Follett - Glasgow
Prof. J.D. Cash - Edinburgh (for information)

If you wish us to reproduce the coloured figures for other members of the ACVSB please let Linda, my PA, have the numbers of copies required.

This has been a successful trial and certainly has raised some important issues.

With kind regards.

Yours sincerely,

GRO-C

H.H. GUNSON,
National Director

31 OCT 1990
20/148

1. INTRODUCTION

1.1 The study to compare the results of various blood donor samples using anti-HCV tests (Abbott and Ortho) has been performed at three Regional Transfusion Centres (RTCs) Glasgow, Edinburgh and Northern and North London.

1.2 Testing the same blood donor samples with both tests was Phase I of the trial; Phase II consisted of additional tests on those samples which were

COMPARISON OF ANTI-HCV TESTS USING
ABBOTT AND ORTHO TEST KITS
(A MULTI-CENTRE TRIAL)

SUMMARY OF RESULTS OF
PHASE I OF THE TRIAL

1.4 The test kits supplied by Ortho were tested at the H. H. Gunson National Directorate and at the three RTCs. The company were advised that the test kits were replaced by another batch. Substitution of kits was also carried out at the other two RTCs, although at Northern RTC the negative control sera of the first batch of test kits were well within the

H.H. GUNSON
National Directorate
29.10.90.

1. INTRODUCTION

- 1.1 The study to compare the results of testing blood donor samples using anti-HCV tests provided by Abbott and Ortho has been performed at three Regional Transfusion Centres (RTCs) Glasgow (South West Scotland), Northern and North London.
- 1.2 Testing the same blood donor samples with both tests was Phase I of the trial; Phase II consists of additional tests on those samples which were found repeatably positive by both Abbott and Ortho tests which will be carried out in specialist laboratories.
- 1.3 Each RTC received sufficient tests for approximately 3,500 donor sample tests during the period September/October 1990.
- 1.4 The initial test kits supplied by Ortho were found at the North London RTC to give negative control OD results which invalidated the quality control of the plate. The Company were advised and the test kits were replaced by another batch. Substitution of the test kits was also carried out at the other two RTCs, although at Northern RTC the negative control ODs of the first batch of test kits were well within the quality control limits. A single kit lot number was used at Glasgow RTC, and at the Northern RTC. Three different lot numbers were used at N. London RTC.

1.5 Modification of the computer programme for the Abbott Commander System installed at the North London RTC had to be undertaken by the company to allow the tests to proceed satisfactorily.

1.6 At the Northern RTC, abbot installed a Parallel Processing Centre (PPC) specifically for the trial. The % cut-off values using this equipment varied between 0.413 and 0.547 which was higher than the OD of between 0.3 and 0.4 predicted by Abbott. On the one occasion that the equipment which had been in use at the RTC regularly for several months was used to perform the tests, the cut-off value was 0.383. Also, on this date the OD values for the positive control sera were virtually identical compared with greater variability with the PPC installed for the trial. This PPC may have had a minor fault but without inclusion of quality control panels the effect of this could not be evaluated. Cut-off values at Glasgow and North London RTC were consistently below an OD of 0.4.

1.7 All three RTCs reported that the tests were easy to perform and that the manufacturer's instructions were "user friendly". All tests were performed according to these instructions.

1.8 Northern RTC commented that the lack of a suitable computer package for the statistical analysis of the

Abbott tests resulted in many manual calculations having to be carried out.

They also commented that the ADAMS assay data analysis and management systems used by Ortho had some operational problems because of its lack of flexibility in coping with the method of distributing samples onto the plates used at the RTC. Some blank wells read as positives and corrections had to be made. However, the plate reactive sample matrix report was useful for selecting initial screen positives and the control summary report and the daily reactive summary report were valuable. The ability to use wells in an required number makes the system versatile and cost-effective.

2. SUMMARY OF RESULTS USING ABBOTT AND ORTHO TESTS

2.1 These results are presented in Table 1 and Figure 1 and in percentage terms in Figure 2.

2.2 It can be seen that the number of initial screen positives obtained with the Ortho test is higher than with Abbott tests but the repeatable positive rate was similar with both tests at Newcastle and North London RTCs. The repeatable positive rate for Abbott tests at Glasgow RTC was higher than that for Ortho (Figure 2).

2.3 The difference in the rate for initial screen positives is not statistically significant. However, if this trend occurred in the routine screening of 2.5 million donations it would result in a considerably greater cost, not only for the purchase of an increased number of Ortho test kits, but also in staff time involved in withdrawing into quarantine the initial screen positives and repeating the tests on a subsequent occasion.

3. COMPARISON OF REPEATABLE POSITIVE RESULTS USING ABBOTT AND ORTHO TESTS

3.1 The comparisons are shown in Table 2 and in Figure 3 in percentage terms.

3.2 It can be seen from these comparisons that the two test kits identify two population of donor samples which overlap. Samples positive with both test kits are only one-half to one-third of the total repeatable positive samples.

3.3 It is hoped that the resolution of a truly positive anti-HCV result can be obtained during the second phase of the study.

4. REFERRAL OF REPEATABLY POSITIVE SAMPLES

4.1 A total of 69 samples (Glasgow 25, Northern 25 and North London 19) were referred to each of the three specialist laboratories.

Area	No. Samples Tested	ABBOTT				ORTHO	
		TSP* (n)	RP** (n)	TSP* (n)	RP** (n)	TSP (n)	RP
GLASGOW	2516	18 (0.51)	18 (0.51)	23 (0.51)		23	10
NORTHERN	2512	11 (0.37)	12 (0.34)	15 (0.34)		15	5.59
		14 (0.39)	13 (0.38)	16 (0.38)		16	4.42
Total		32 (0.37)	43 (0.40)	54 (0.47)		54	30 (0.47)

* TSP - Initial Positive

** RP - Repeat Positive

TABLE 1

Initial positive and repeatable positives using Abbott and Ort tests at three sites.

FIG. 1 REPEAT REACTIVES V ALL TESTS

Centre	No. Samples Tested	ABBOTT				ORTHO			
		ISP*	(%)	RR**	(%)	ISP (%)	RR	(%)	
GLASGOW	3516	18	(0.51)	18	(0.51)	23	(0.65)	14	(0.40)
NORTHERN	3539	13	(0.37)	12	(0.34)	25	(0.70)	21	(0.59)
N. LONDON	3578	14	(0.39)	13	(0.36)	16	(0.44)	15	(0.42)
Total	10633	45	(0.42)	43	(0.40)	64	(0.60)	50	(0.47)

* ISP - Initial Screen Positive

** RP - Repeatable Positive

REPEAT V INITIAL REACTIVES

TABLE 1

Initial screen and repeatable positives using Abbott and Ortho anti-HCV tests at three RTCs

FIG. 1: REPEAT REACTIVES v ALL TESTS

(per cent of all samples)

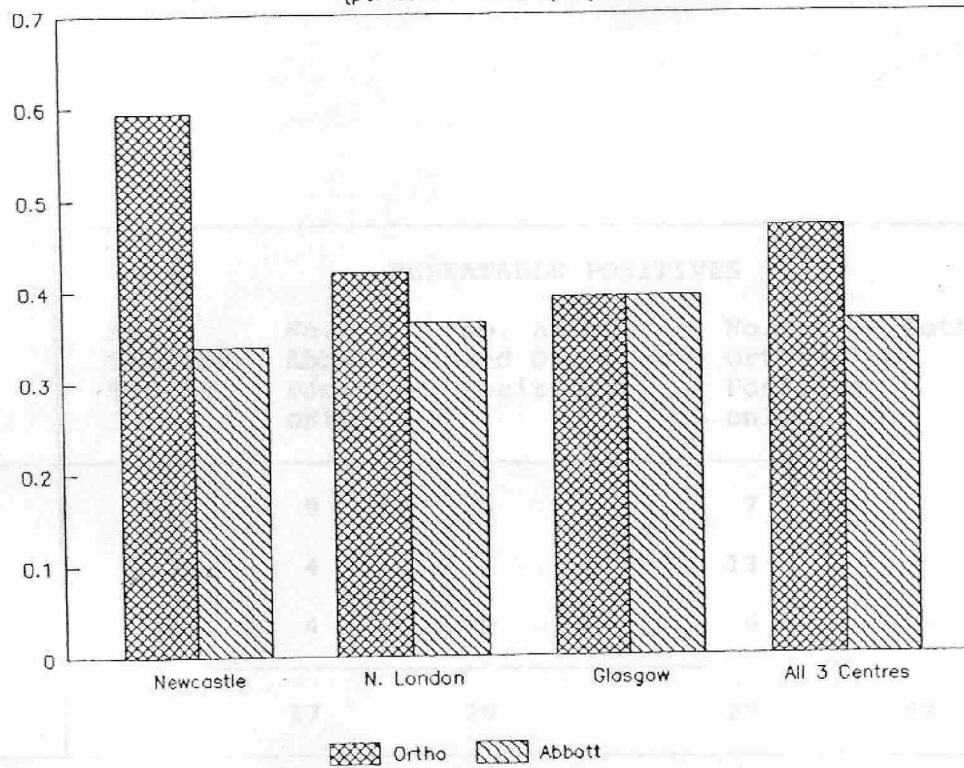
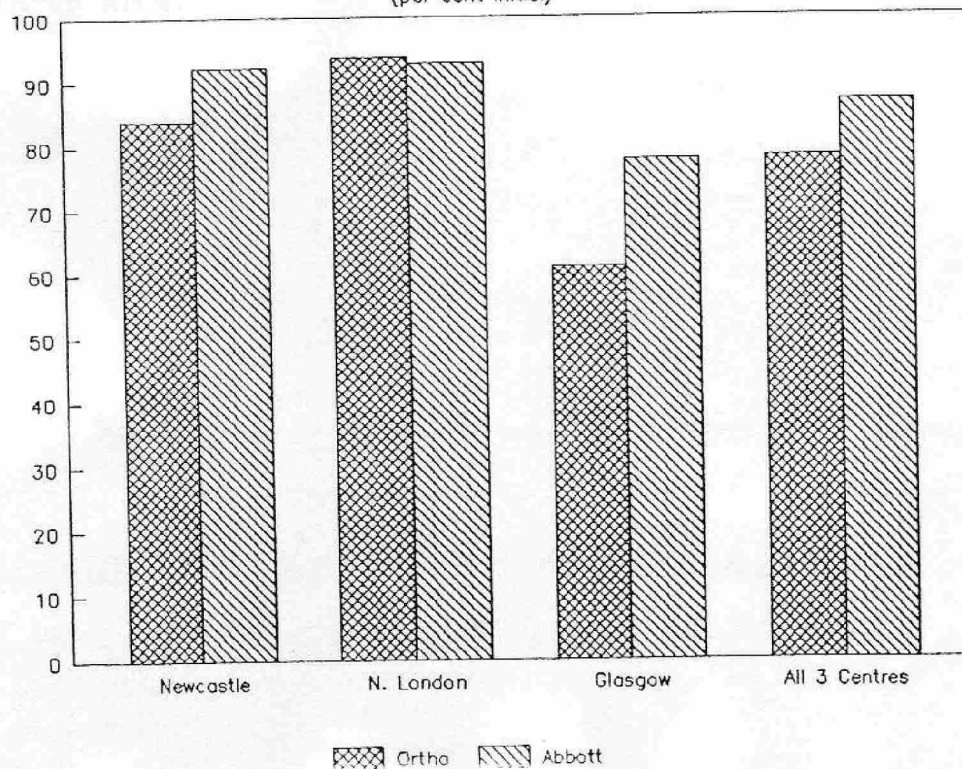


FIG. 2: REPEAT v INITIAL REACTIVES

(per cent initial)



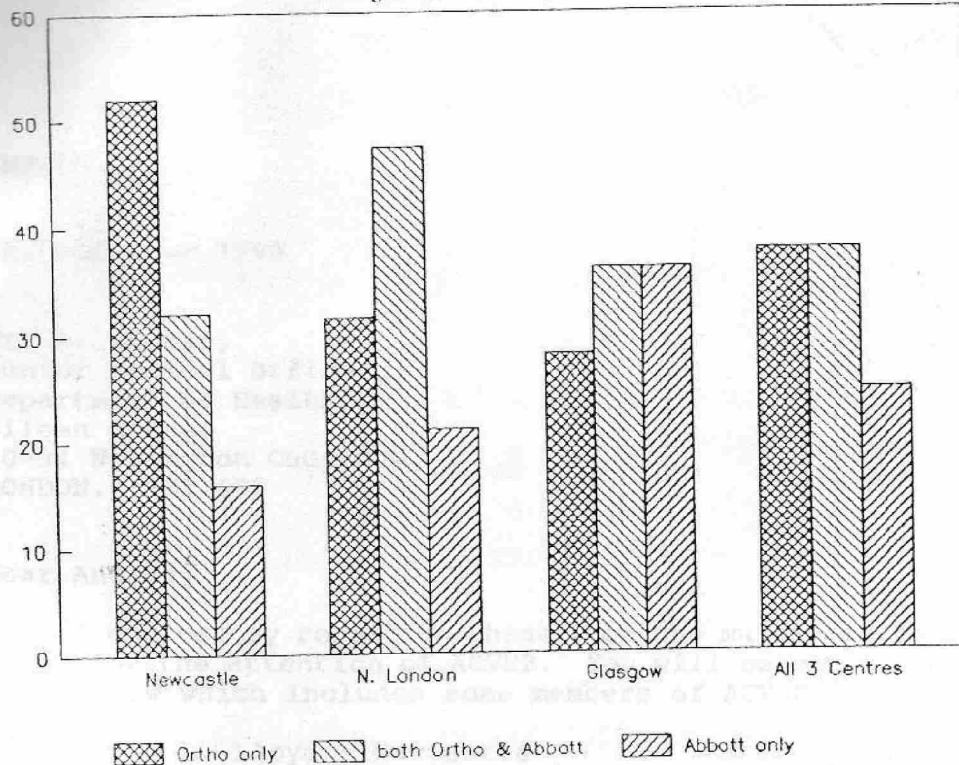
Centre	REPEATABLE POSITIVES				Total
	No. Samples Tested	No. Abbott Positive only	No. Abbott and Ortho Positive	No. Ortho Positive only	
GLASGOW	3516	9	9	7	25
NORTHERN	3539	4	8	13	25
N. LONDON	3578	4	9	6	19
Total	10633	17	26	27	69

TABLE 2

Analysis of repeatable positive results using ABBOTT and ORTHO anti-HCV tests in three RTCs.

FIG. 3: ANALYSIS OF REPEAT REACTIVES

(per cent of total)



Mitchell - Glasgow
 Contreras - North London
 Dr. Hartman - HHS
 Dr. Tedder - London
 Dr. Pollett - Glasgow
 Dr. Tosh - Edinburgh (for information)

Please ask us to reproduce the coloured figures.
 Members of the ACVHS please let Linda, by PA, know
 of copies required.

This has been a successful trial and certainly has raised
 some important issues.

With kind regards,

Yours sincerely,

M. R. GUNSON,
 National Director

31 OCT 1990
 20/148