

**HCV LOOKBACK : UPDATE**

Attached is a paper from Dr Robinson showing the situation as at 1 March, and covering the whole of the UK.

**Action**

For information, and any comments or questions from members at the meeting. (There may for instance be questions about why some figures on the first page seem to have gone down since last time, even where definitions have not altered.)

UPDATE OF CURRENT STATUS  
OF LOOK BACK

updated from  
including the SWBTS  
data included at  
the meeting 25/3/97

	England	Scotland	Wales	N Ireland	UK Total
Number of donors identified who had given blood pre 1991	2135	351	93	17	2596
Number of components identified and notified to hospitals	8118	1846	815	120	10899
Number of recipients identified by hospitals	4963	813	409	56	6241
Number of recipients followed up	* 1700	171	* 79	* 22	1972
Number of recipients counselled and tested	1261	140	55	22	1478
Number of recipients tested, positive	667	75	33	10	785
Number of recipients tested negative	557	20	18	12	607
Number of recipients who have died	* 3202	484	* 227	* 31	3944

As at 1st March 1997

\* add to relate to Scotland

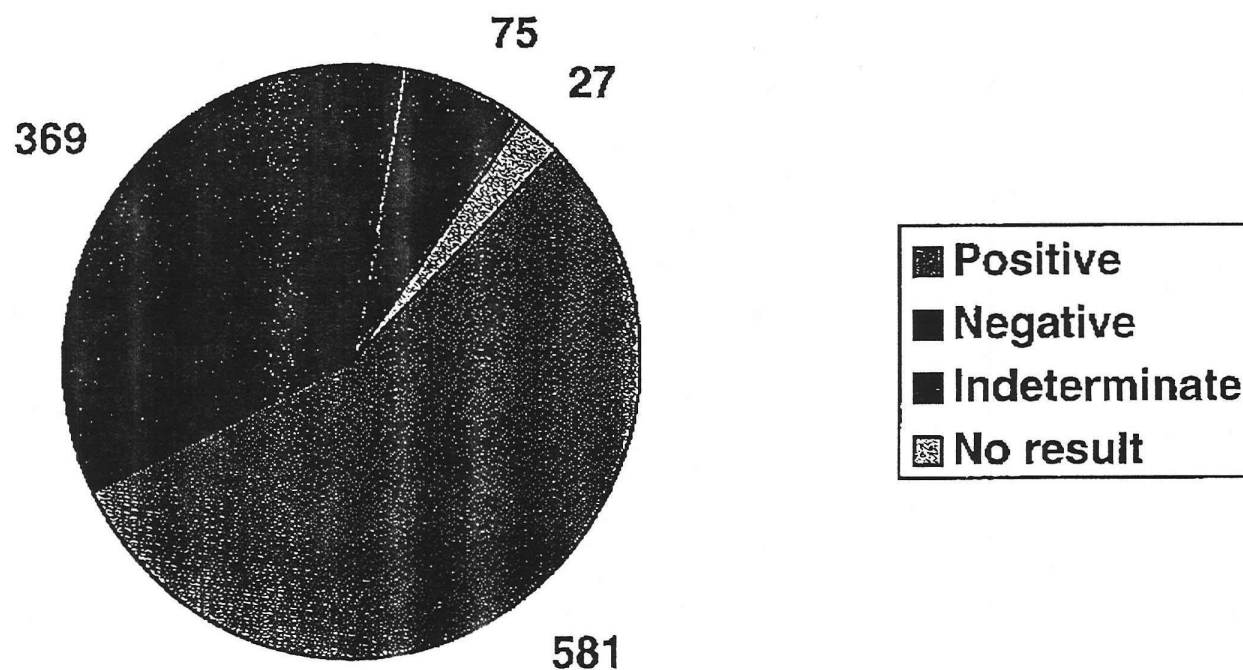
<sup>1</sup> No new data received from Scotland. Figures based on status as at 1/9/96

HCV10.DOC 17/03/97

## HCV Lookback National Database - as at 1/3/97

Total positives	581
Total negatives	369
Total indeterminates	75
Total no results	27
	<hr/>
Total cases	1052

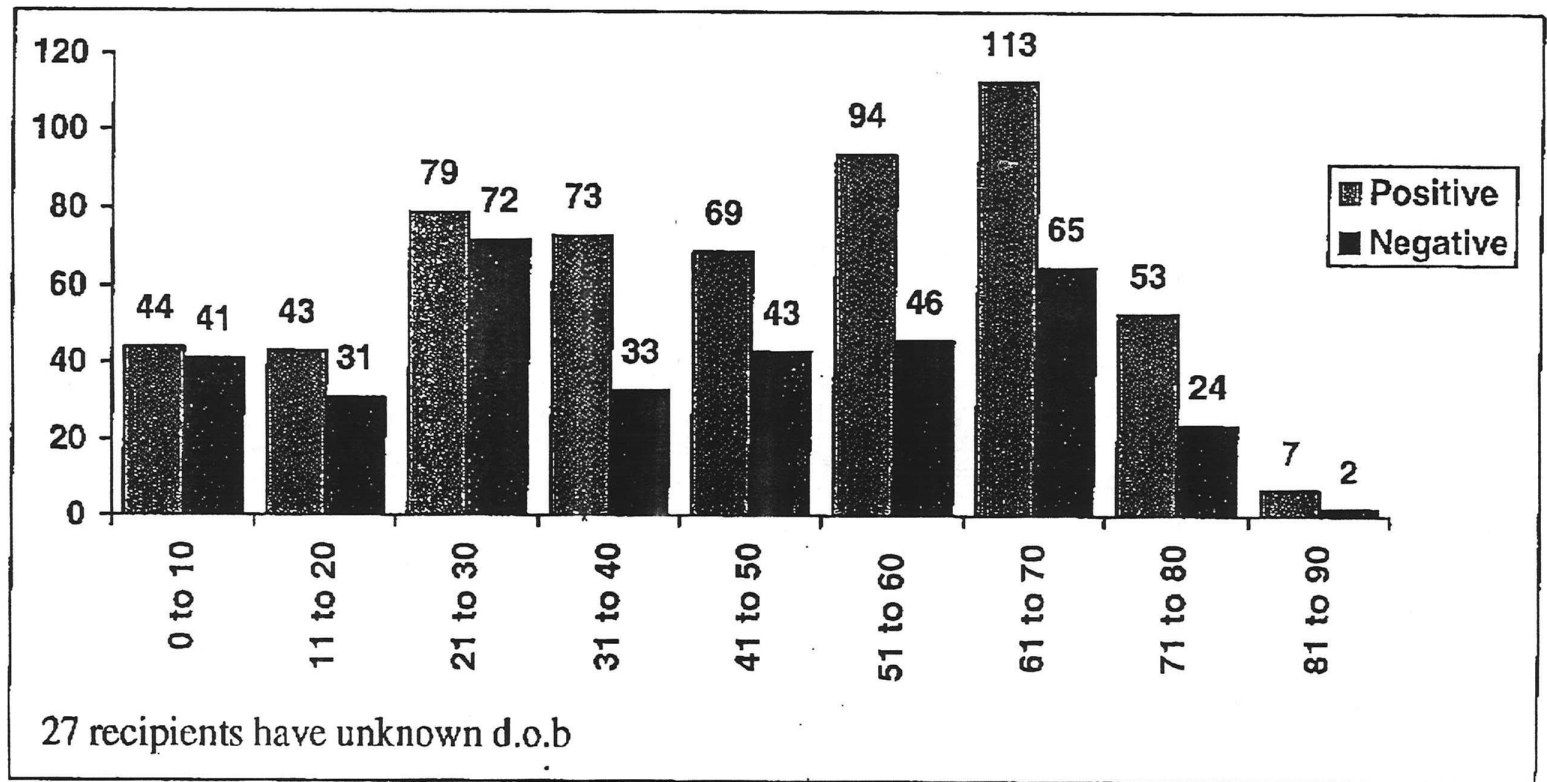
# Results summary



Angela Robinson 1/3/97

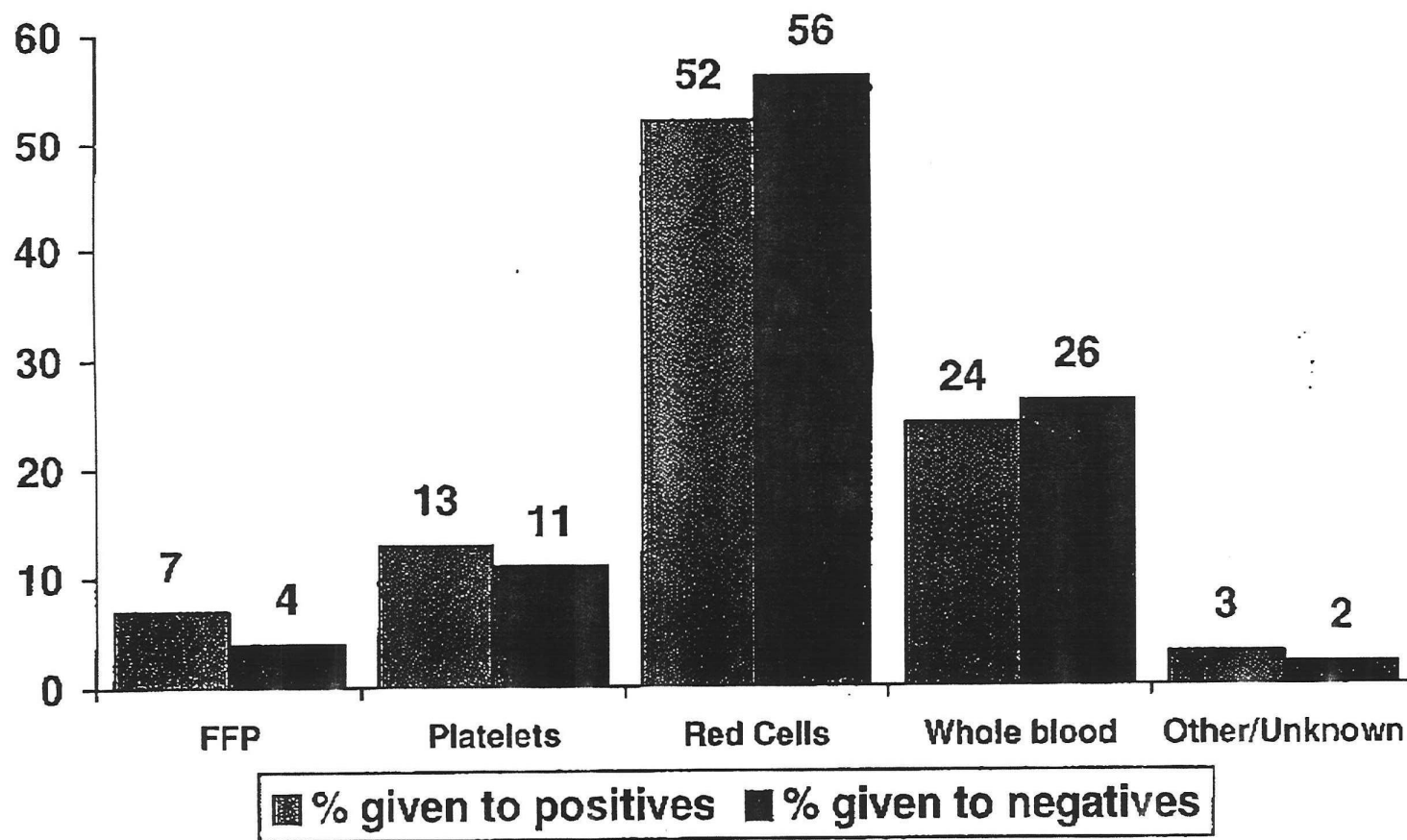
## HCV Lookback - National Database

### Age groups of recipients



Angela Robinson 1/3/97

## Component types



Angela Robinson 1/3/97

HCV Lookback - National database

## Evidence of liver disease

- Information supplied to the database indicates that of the 581 positives 20 (3.4%) have evidence of symptomatic liver disease
- 3.3% of the positive recipients and 1.6% of the negative recipients also have positive markers for Hepatitis B

Angela Robinson 1/3/97